



## Model Number

NEB12-18GM50-E2-V1

## Features

- Increased operating distance
- 12 mm quasi flush

## Accessories

### BF 18

Mounting flange, 18 mm

### V1-G

Female connector, M12, 4-pin, field attachable

### V1-W

Female connector, M12, 4-pin, field attachable

### V1-G-2M-PUR

Female cordset, M12, 4-pin, PUR cable

### V1-W-2M-PUR

Female cordset, M12, 4-pin, PUR cable

## Technical Data

### General specifications

Switching element function	PNP	NO
Rated operating distance	$s_n$	12 mm
Installation		quasi flush
Output polarity		DC
Assured operating distance	$s_a$	0 ... 9.72 mm
Actuating element		mild steel, e. g. 1.0037, SR235JR (formerly St37-2) 36 mm x 36 mm x 1 mm
Reduction factor $r_{Al}$		0.26
Reduction factor $r_{Cu}$		0.2
Reduction factor $r_{304}$		0.63
Reduction factor $r_{Brass}$		0.33

### Nominal ratings

#### Installation conditions

A	in steel 1.0037 (St37): 4 mm
B	14 mm
C	36 mm
F	36 mm

Operating voltage	$U_B$	10 ... 30 V
Switching frequency	$f$	0 ... 500 Hz
Hysteresis	H	0.12 ... 1.8 mm
Reverse polarity protection		yes
Short-circuit protection		pulsing
Overload resistance		yes
Wire breakage protection		yes
Inductive overvoltage protection		yes
Surge suppression		yes
Ripple		10 %
Voltage drop	$U_d$	$\leq 2$ V
Repeat accuracy	R	0.6 mm
Operating current	$I_L$	0 ... 200 mA
Off-state current	$I_r$	$\leq 10$ $\mu$ A
No-load supply current	$I_0$	$\leq 11$ mA
Time delay before availability	$t_v$	$\leq 50$ ms
Switching state indicator		LED, yellow

### Functional safety related parameters

MTTF <sub>d</sub>	2650 a
Mission Time (T <sub>M</sub> )	20 a
Diagnostic Coverage (DC)	0 %

### Ambient conditions

Ambient temperature	-25 ... 85 °C (-13 ... 185 °F)
Storage temperature	-40 ... 85 °C (-40 ... 185 °F)

### Mechanical specifications

Connection type	Connector M12 x 1, 3-pin
Housing material	brass, nickel-plated
Sensing face	PBT
Degree of protection	IP67
Mass	50 g

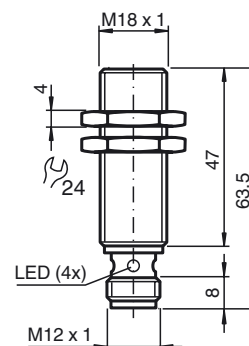
### Compliance with standards and directives

Standard conformity	
Standards	EN 60947-5-2:2007 IEC 60947-5-2:2007

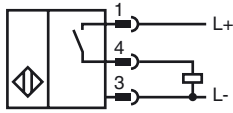
### Approvals and certificates

EAC conformity	TR CU 020/2011
UL approval	cULus Listed, General Purpose
CCC approval	CCC approval / marking not required for products rated $\leq 36$ V

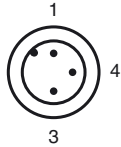
## Dimensions



**Electrical Connection**



**Pinout**



Wire colors in accordance with EN 60947-5-2

1		BN	(brown)
3		BU	(blue)
4		BK	(black)

**Installation Conditions**

